

Zeta 10 Series - Standard



10-inch aperture cylinder with aesthetic design and minimal visual impact suited for remodel or new construction.

- ColorFlip™ (Please refer to Tunable White Version spec sheet)

Utilize latest flip chip technology for optimum efficacy, delivering consistent high lumen output with 105LPW at CRI85+ when color tuning from 2700K to 6500K. Compatible to all 0-10V and DMX dimming controls.



Quantity	Type
Project	Note

Electrical System

- 5138 lm (45W)
- 8962 lm (80W)
- 12517 lm (115W)
- 14734 lm (140W)
- Power Input: Universal (120-277V)
- Operating Temperature: -13°F~112°F
- Surge Protection: 4KV
- Remote Emergency Pack: Bodine BSL20LV

LED Technology

- 2700K, 3000K, 3500K, 4000K
- 85 CRI, 93 CRI
- Beam Angle: 30°, 45°, 55°
- Rated Life > 60,000 hours (L70)

Advanced Dimming

(Proprietary VX Driver is incorporated to all dimming options for video flicker-free lighting)

- **Standard 0-10V** dims to 10%
- **Superior 0-10V:** dims to 1 %
- **DMX:** high resolution dims to 0.1% (Supports ANSI E1.20 RDM protocol)
- **TRIAC:** Line-voltage phase control, dims to 1% (**120V only**)
- **3-wire:** LUTRON Hi Lume 3-wire, dims to 1% (**UNV only**)
- **ECOsystem:** LUTRON Hi Lume ECOsystem, dims to 1 % (**UNV only**)

Housing

- Diameter: 9.4" (238mm)
- Height: 18.6" (474mm)
- Material: Aluminum
- Weight: 25 lbs
- Color Trim Options

Mounting

- Stem 2ft or 4ft; 45° Swivel Canopy Included
- Adjustable Aircraft Cable 10ft

Warranty

- 5 years limited warranty.

Listing

- ETL Listed
- FCC
- CE



Zeta 10 Series - Standard

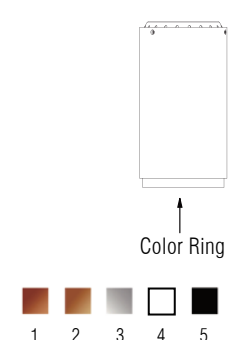


How To Specify:

Ordering Example: ZS10-140-408-U-DMX-45-2-B-ST2

4-5 weeks lead time on over 75% of specifications.

Model	Wattage	CCT / CRI	Voltage	Dimming
ZS10			U	
ZS10 Zeta 10	45 45W 80 80W 115 115W 140 140W	278 2700K / CRI85 308 3000K / CRI85 358 3500K / CRI85 408 4000K / CRI85 279 2700K / CRI93 309 3000K / CRI93 359 3500K / CRI93	U 120-277V	STV Standard 0-10V dims to 10% SPV Superior 0-10V dims to 1% DMX DMX dims to 0.1% (XLR Sockets) DMX(RJ45) DMX dims to 0.1% (RJ45 Sockets) TRC TRIAC dims to 1% (120V only) ECO LUTRON ECOsystem dims to 1% 3WIR LUTRON 3-wire dims to 1%

Beam Angle	Color Ring	Finish	Mounting	Accessories
30 30° 45 45° 55 55°	<ol style="list-style-type: none"> Copper Color Ring Gold Color Ring Silver Color Ring White Color Ring Black Color Ring 	B Black W White	ST2 Stem 2ft ST4 Stem 4ft AD10 Adjustable Cable 10ft	SPD¹ Surge Protector EMP Remote Emergency Pack

¹ Surge protector for up to 10KV. Applicable for unstable mains or facilities using high power machineries.

Zeta 10 Series - Standard



Delivered Lumens*

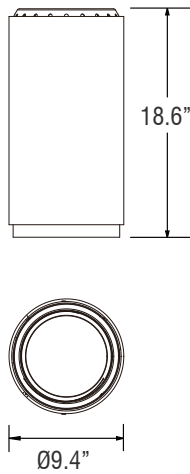
CCT	45W	80W	115W	140W
	Beam Angle: 45°			
4000K	5138 lm	8962 lm	12517 lm	14734 lm
3500K	5009 lm	8738 lm	12204 lm	14365 lm
3000K	4881 lm	8514 lm	11892 lm	13997 lm
2700K	4727 lm	8245 lm	11516 lm	13555 lm

Current Consumption

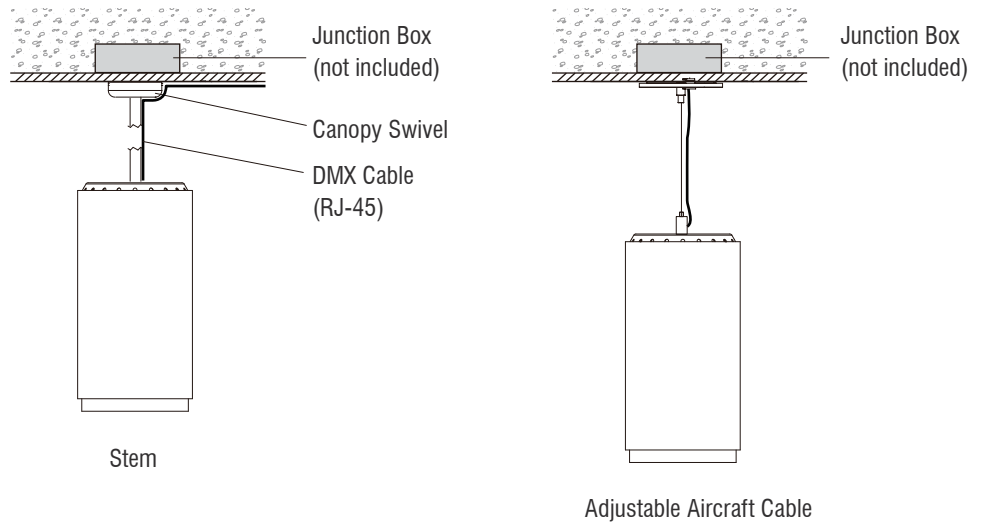
	120V	277V
45W	0.41A	0.18A
80W	0.73A	0.32A
115W	1.05A	0.46A
140W	1.28A	0.56A

*Tolerance ± 8%

Dimensions



Mounting Options



Zeta 10 Series - Standard



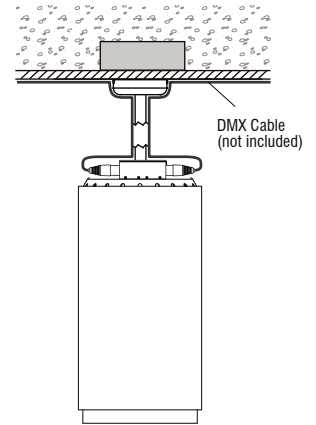
DMX Requirements

The Zeta 10 LED fixture with DMX is a ONE CHANNEL DMX unit.

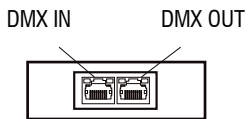
When placing order, please indicate DMX address. (The DMX address will be listed on the back of the fixture.)

The LED fixture provide RJ45 Socket or XLR socket to connect. (DMX cable NOT included.)

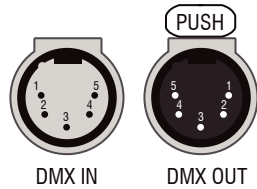
The final fixture should be terminated by the use of DMX Terminator (by others).



RJ45 Sockets



XLR Sockets



CONNECTION	RJ45 (CAT5e)	5-PIN XLR
Common	WHITE/BROWN(PIN7) & BROWN(PIN 8)	PIN 1
Signal -	ORANGE(PIN 2)	PIN 2
Signal+	WHITE/ORANGE(PIN 1)	PIN 3
Spare	-	PIN 4
Spare	-	PIN 5

Compatible TRIAC Dimmer List

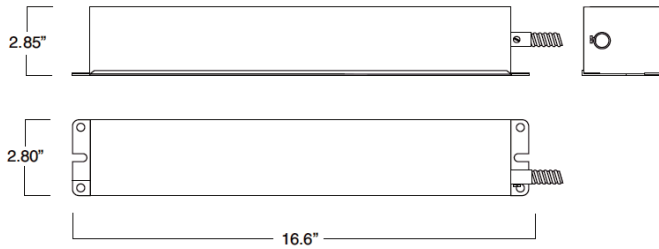
LUTRON PART NO.

RRD-6NA-	RRT-G5NEW-	RRT-GH	HQRD-10ND-	HQRT-GH	HQRD-HN	PD-10NXD-
RRD-6ND	RRT-G25LW-	HQRD-6NA-	MRF2-6ND-120-	HQRT-G25LW-	GT-250M-	PD-5NE-
RRD-10ND-	RRD-HN	HQRD-6ND-	MRF2S-6ND-120-	HQRT-G5NEW-	GTJ-250M-	

Zeta 10 Series - Standard



Remote Emergency Pack



Emergency Pack Lumen Output Table

CCT	2700K	3000K	4000K
Lumen	1640 lm	1760 lm	1890 lm

Mounting with standard ceiling recessed Junction BOX

